E

TIMSS 2003

TIMSS

TIMSS 2003

50 T 46

25

T

1995 1999 (

I TIMSS 2003.)

2003

– A S

– A S R

K H K SAR, C T

– A H K SAR

S J

C T

S H K SAR.

[illegible]

– A [illegible] 2003 [illegible] 1995 [illegible] 1999. K [illegible], H [illegible] K [illegible] SAR, L [illegible] (LSS),[1] L [illegible] U [illegible] S [illegible] C [illegible] O [illegible] 8- [illegible] 1995 [illegible] 2003. O [illegible] 1999 [illegible] 2003 [illegible], I [illegible] P [illegible].

– A [illegible] 2003 [illegible] (1995, 1999, [illegible]) [illegible] J [illegible], B [illegible] (F [illegible]), [illegible] R [illegible] F [illegible] S [illegible] R [illegible], S [illegible], B [illegible], N [illegible], C [illegible], M [illegible], I [illegible], T [illegible] C [illegible] Q [illegible].

– A [illegible] 1995 [illegible] 2003, [illegible] H [illegible] K [illegible] SAR, L [illegible] (LSS), E [illegible], C [illegible], N [illegible] S [illegible] O [illegible]. T [illegible] N [illegible], N [illegible], Q [illegible].

[illegible]

– A [illegible] TIMSS 2003 [illegible]. H [illegible]. T [illegible] S [illegible], M [illegible], A [illegible], M [illegible], S [illegible] P [illegible], C [illegible], J [illegible], B [illegible].



1 Trend data for Latvia are annotated LSS because they include Latvian-speaking schools only.









– A

A

– I TIMSS

(96%)

78

67 63

39

– A 81

68

62 54

38

– A

95

78 69

66 46

– A

86

80 79

77 55

– M A

16

– O 76 65