

# Chapter 8

*PIRLS 2011 Assessment Framework*


2011


200

00

*Students Like Reading*

















*Students Motivated to Read*



*Students Confident in Reading*



... 200 ... 10 ... 1 ... 2010 ...



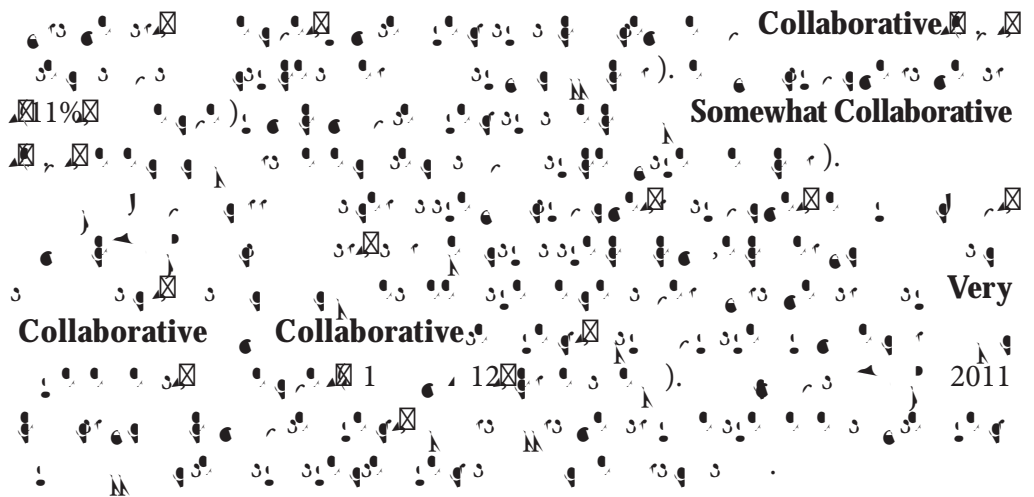












*Instruction to Engage Students in Learning*



Musical notation on a staff with a treble clef and a key signature of one flat. The notation includes various note values, rests, and dynamic markings. The text "Most Lessons" is printed in bold black font on the staff.

**Most Lessons**

Musical notation on a staff with a treble clef and a key signature of one flat. The notation includes various note values, rests, and dynamic markings. The text "Most Lessons" is printed in bold black font on the staff.

**Most Lessons**




---









**Somewhat Engaged**  **Engaged**  **Not Engaged**



*Reading Comprehension Skills and Strategies Emphasized in Lessons*






Students Ready to Learn
























## Classroom Resources for Teaching Reading

### *Resources Teachers Use for Teaching Reading*


121







## Classroom Libraries













**E 8.14: C A D R L (C )**

C	Computers Available for Reading Lessons			Percent of Students Whose Teachers Have Them Use Computers At Least Monthly			
	Percent of Students	Average Achievement		To Look Up Information	To Read Stories or Other Texts	To Write Stories or Other Texts	To Develop Reading Skills and Strategies with Instructional Software
	Yes	Yes	No				

S	G	a	P	a								
Kuwait	s	29 (4.8)	409 (14.2)	424 (9.2)	s	23 (4.6)	s	24 (4.3)	s	23 (4.5)	s	25 (4.7)
Honduras		19 (3.6)	487 (11.4)	439 (5.4)		15 (3.3)		15 (3.3)		13 (3.1)		12 (2.8)
Morocco	r	17 (2.9)	436 (14.7)	418 (4.9)	r	9 (1.8)	r	7 (1.6)	r	5 (1.3)	r	6 (1.6)
Botswana		6 (2.1)	452 (26.6)	419 (4.1)		2 (1.4)		2 (1.4)		2 (1.4)		2 (1.4)

B	a	g	P	a								
Florida, US	s	91 (2.9)	569 (4.1)	583 (13.8)	s	79 (4.5)	s	78 (4.6)	s	58 (5.2)	s	81 (4.0)
Alberta, Canada		61 (4.4)	547 (3.9)	549 (4.7)		58 (4.5)		50 (4.3)		57 (4.7)		36 (4.3)
Maltese - Malta	s	58 (0.2)	452 (2.3)	461 (3.0)	s	44 (0.2)	s	40 (0.2)	s	43 (0.2)	s	27 (0.1)
Dubai, UAE	r	53 (2.3)	482 (4.2)	478 (5.4)	r	50 (2.4)	r	48 (2.4)	r	38 (2.1)	r	41 (2.0)
Ontario, Canada		47 (4.5)	552 (4.0)	550 (3.3)		42 (4.3)		32 (4.3)		42 (4.5)		28 (4.4)
Abu Dhabi, UAE		43 (4.6)	420 (9.7)	430 (7.6)		37 (4.9)		37 (4.9)		32 (4.2)		36 (4.5)
Eng/Afr (5) - RSA		39 (6.1)	440 (14.3)	419 (11.5)	r	24 (5.6)	r	22 (5.0)	r	15 (4.5)	r	19 (4.5)
Quebec, Canada		30 (3.8)	540 (4.9)	536 (2.5)		26 (3.6)		22 (3.5)		21 (3.4)		8 (2.4)
Andalusia, Spain		20 (3.3)	518 (5.9)	514 (2.9)		17 (3.2)		13 (2.8)		9 (2.2)		10 (2.6)

Republic of South Africa (RSA) tested 5th grade students receiving instruction in English (ENG) or Afrikaans (AFR).

C	Computers Available for Reading Lessons						

