

*Ieva Johansone*

6.1. I d c

IM & I L I ( C ) . I

The first system of musical notation features a single staff with a treble clef. The melody consists of quarter notes and eighth notes. The lyrics "IM & I L I" are positioned below the first three notes. A large, bold letter "C" is placed above the staff, centered under the word "I". The system concludes with a double bar line and a repeat sign.

CM IM A IM & I L I CM D

The second system of musical notation continues the melody on a single staff with a treble clef. The lyrics "IM & I L I" are placed below the staff. The system includes several dynamic markings: "CM" (Crescendo) above the first note, "IM" (Piano) above the second note, "A" (Accent) above the third note, and "CM" (Crescendo) above the eighth note. The system ends with a double bar line and a repeat sign.

*TIMSS Advanced International Quality Control Monitor Manual* (IM & ILI), *TIMSS Advanced Survey Operations Procedures Units and Manuals* (IM & ILI), *TIMSS Advanced School Coordinator Manual* (IM & ILI), *TIMSS Advanced Test Administrator Manual* (IM & ILI).

CM (4). D



E h b 6.1 Pe ce age f QCM Re e f P e a Ac e f heTe Ad a

Question	Yes (%)	No (%)	Not Answered (%)
----------	---------	--------	------------------

---



---



---



---



---



---



---




---

6.2.2 A e e Se Ac e

This block contains a complex overlay of musical notation and text. The background consists of a grid of musical staves with notes and stems. Overlaid on this grid are several large, semi-transparent letters and symbols: 'A', 'B', 'C', 'CM', 'E', and 'I'. Some of these letters are positioned above or below specific notes, while others are scattered across the grid. The overall appearance is that of a technical diagram or a specialized musical score where the letters likely represent specific notes or intervals.


0 1 2 3 4 5 6 7 8 9 10 11 12 13 14 15 16 17 18 19 20 21 22 23 24 25 26 27 28 29 30 31 32 33 34 35 36 37 38 39 40 41 42 43 44 45 46 47 48 49 50 51 52 53 54 55 56 57 58 59 60 61 62 63 64 65 66 67 68 69 70 71 72 73 74 75 76 77 78 79 80 81 82 83 84 85 86 87 88 89 90 91 92 93 94 95 96 97 98 99 100

02 0



--	--	--	--





E h b 6.5 Pe ce age f QCM Re e f Ge e a Ob e a

Question	Yes (%)	No (%)	Not Answered (%)
			0
			0
			0
			0
I a d c b . ac d,dd T Ad a ac a a ?			0 ( ) ( )
	0	00	0
I a d d,dd T Ad a acc a c c d (c c b a d c d cd S d Tac F )?	0	0	( ) ( )
	??		0
I a d a c d ,dd T Ad a add a a a (c c b ,a d -ad d, b )?			0 ( ) ( )







... ..




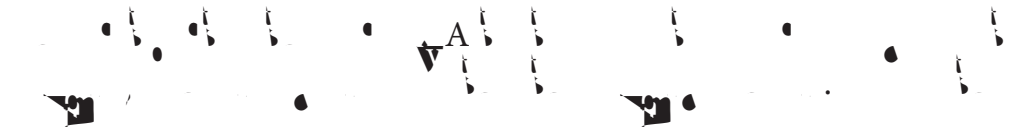
Table 6.8 Overall Satisfaction, Percentage of Responses for QCM1 in the Teacher Ad Hoc Study

Question	Very Well, No Problems (%)	Satisfactorily, Few Problems (%)	Unsatisfactorily, Many Problems (%)	Not Answered (%)
1. How satisfied are you with the overall quality of the program?	75	20	5	0
2. How satisfied are you with the quality of the instruction?	70	25	5	0
3. How satisfied are you with the quality of the staff?	70	25	5	0
4. How satisfied are you with the quality of the facilities?	65	30	5	0
5. How satisfied are you with the quality of the services?	60	35	5	0
6. How satisfied are you with the quality of the food?	55	40	5	0
7. How satisfied are you with the quality of the housing?	50	45	5	0
8. How satisfied are you with the quality of the transportation?	45	50	5	0
9. How satisfied are you with the quality of the recreation?	40	55	5	0
10. How satisfied are you with the quality of the health care?	35	60	5	0
11. How satisfied are you with the quality of the security?	30	65	5	0
12. How satisfied are you with the quality of the environment?	25	70	5	0
13. How satisfied are you with the quality of the social life?	20	75	5	0
14. How satisfied are you with the quality of the cultural life?	15	80	5	0
15. How satisfied are you with the quality of the sports life?	10	85	5	0
16. How satisfied are you with the quality of the entertainment life?	5	90	5	0
17. How satisfied are you with the quality of the shopping life?	0	95	5	0
18. How satisfied are you with the quality of the communication life?	0	100	0	0

### 6.3 Satisfaction with Quality of Life



#### 6.3.1 Satisfaction with Quality of Life





A musical score for section 6.3.5. It consists of five staves of music. The notes are represented by black dots on a grid. The lyrics 'Sc gC ced-e ele' are written below the staves. Various letters (A, C, I) are placed above or below specific notes, likely indicating pitch classes or chord tones. The music appears to be a vocal line with a specific rhythmic pattern.

6.3.5 Sc gC ced-e ele

A musical score for section 6.3.6. It consists of five staves of music. The notes are represented by black dots on a grid. The lyrics 'Da aE a dVe ca' are written below the staves. Various letters (A, C, M, IM, &, I, L, I) are placed above or below specific notes. The music is similar in style to the previous section, with a focus on rhythmic and pitch relationships.

6.3.6 Da aE a dVe ca



## Referenze

---



